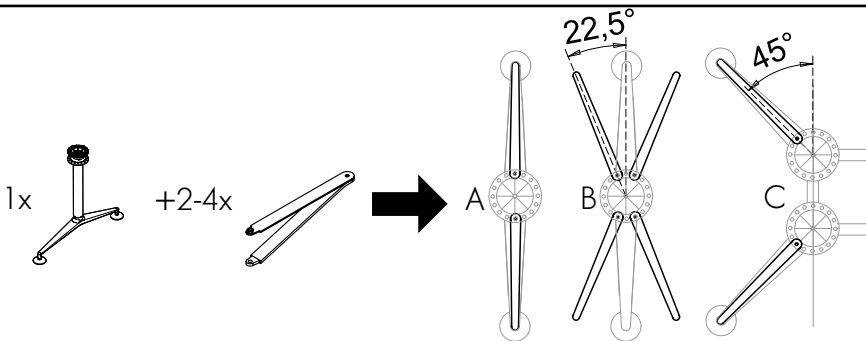


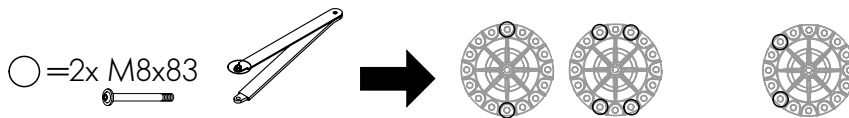
# A

- GB Note the position.
- D CH Position beachten.
- F Respecter la position.
- NL Let op positie.
- E Tener en cuenta la posición.

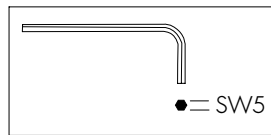
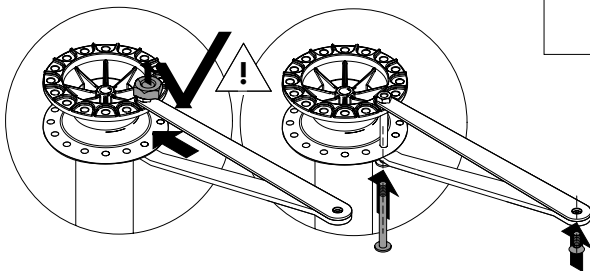
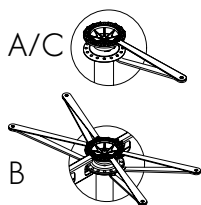


# B

- GB Note the position.
- D CH Position beachten.
- F Respecter la position.
- NL Let op positie.
- E Tener en cuenta la posición.



# C



1x 	1x M8x83 
	1x M8x20 

- GB Tighten the screw fully.
- D CH Schrauben fest anziehen.
- F Serrer fortement la vis.
- NL Schroef vast aandraaien.
- E Apriete fijo de tornillo.



# vitra.